

'Apollo' Valves

SUBMITTAL SHEET

Model DC4A

Double Check Valves



Job Name:	
Job Location:	
Engineer:	
Contractor:	
Tag:	
PO Number:	
Representative:	
Wholesale Distributor:	



DESCRIPTION

The Apollo® Model DC4A Double Check Valves prevent contamination of the potable water supply due to back-siphonage or backpressure from substances that are objectionable to the potable water supply, but non-health hazards. The top accessed modular check valve cartridges provide captured springs, replaceable seats and reversible silicone seat discs. This Made in America assembly features Apollo® ball valves with stainless steel handles and nuts as standard and carries the five-year Apollo® factory warranty.

FEATURES

- Low pressure loss documented by independent approval agencies
- Easily removable modular check valve cartridge
- Captured stainless steel springs
- Apollo® ball valves w/ SS handles & nuts standard
- Top-mounted test cocks for easy testing
- No special tools required
- Chloramine-resistant elastomers
- **Designed, cast, machined, assembled and tested IN THE USA**

PERFORMANCE RATING

- Maximum Working Pressure 175 psi
- Temperature Range 33 ° F – 180 ° F

APPROVALS

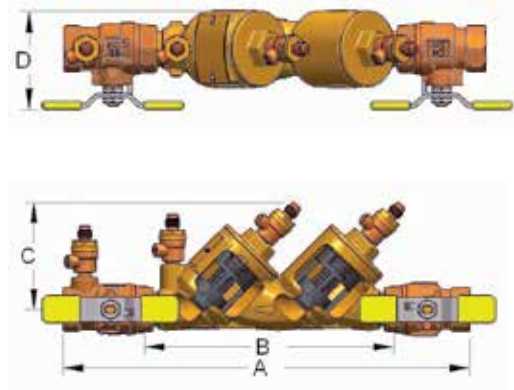
- ASSE 1015 - Horizontal and Vertical Flow Up (½"-2")
- CSA B.64.5 - Horizontal and Vertical Flow Up (½"-2")
- Approved by the Foundation for Cross-Connection Control and Hydraulic Research at the University of Southern California - Horizontal and Vertical Flow Up (½"-2")

STANDARD MATERIALS LIST

Part Name	Material
Body, Caps, Ball Valve Shutoffs, Test cocks	Bronze C84400
Check Valve Cartridges	Glass-Filled PPO
Springs	300 Series Stainless Steel
Seat Discs	Chloramine-resistant Silicone
O-rings	Chloramine-resistant EPDM

DIMENSIONS

Model Number	Size (in.)	Dimensions (in.)						Wt. (lbs.)
		A	A (T4 option)	B	C	D		
4A-103-T2F	1/2"	11 -1/8	12-9/32	7-3/8	3-1/4	2-1/2	4.4	
4A-104-T2F	3/4"	12-3/4	14-9/32	8-1/2	3-1/2	3	6.0	
4A-105-T2F	1"	14-5/8	16-7/32	9-1/2	4	3-1/4	10.0	
4A-106-T2	1-1/4"	18-5/8	20-5/32	1-3/4	4-1/2	4-3/4	14.0	
4A-107-T2	1-1/2"	18-3/4	20-31/32	11-5/8	4-1/2	4-3/4	17.0	
4A-108-T2	2"	21-1/8	22-13/16	12-3/4	5	5-3/8	25.4	



Apollo Valves, Manufactured by **Conbraco Industries, Inc.**
 701 Matthews Mint-Hill Road, Matthews, NC 28105 USA
www.apollovalves.com | (704) 841-6000

This specification is provided for reference only. Conbraco Industries Inc. reserves the right to change any portion of this specification without notice and without incurring obligation to make such changes to Conbraco products previously or subsequently sold. Please visit our website @ www.apollovalves.com for the most current information.



"Apollo" Valves

SUBMITTAL SHEET

Model DC4A

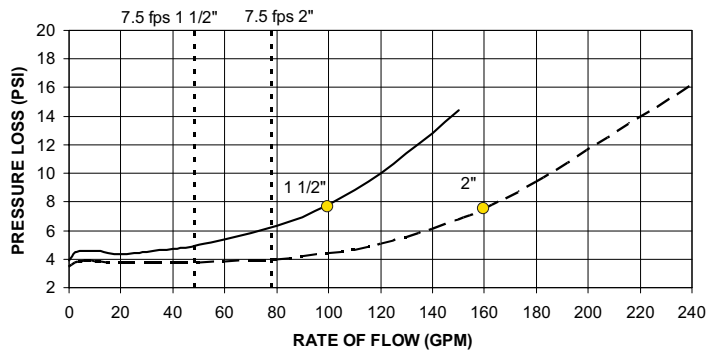
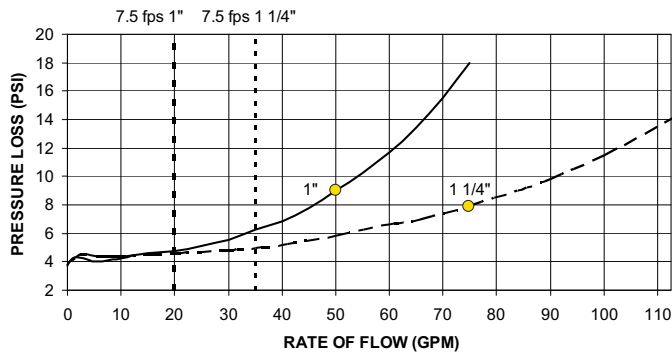
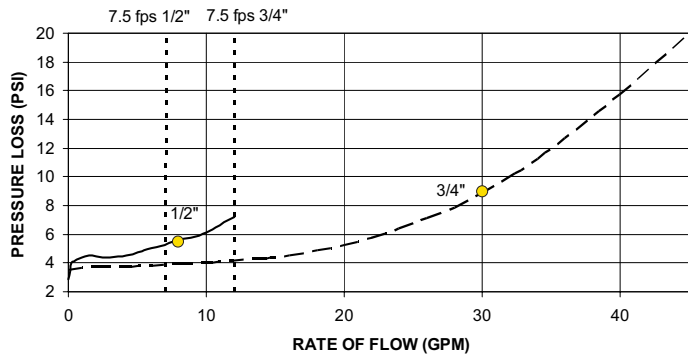
Double Check Valves

FACTORY CODE

4A [X]	1 X	X	T X	X
	Y-STRAINER	SIZE	SHUT-OFF VALVES	OPTIONS (CAN BE COMBINED)
4A = Standard 4ALF = Lead Free	<input type="checkbox"/> 0 = Standard <input type="checkbox"/> 1 = w/Y-strainer (shipped loose)	<input type="checkbox"/> 3 = 1/2" <input type="checkbox"/> 4 = 3/4" <input type="checkbox"/> 5 = 1" <input type="checkbox"/> 6 = 1-1/4" <input type="checkbox"/> 7 = 1-1/2" <input type="checkbox"/> 8 = 2"	<input type="checkbox"/> 1 = less ball valves (UL classified 3/4"-2") <input type="checkbox"/> 2 = w/ball valves (Standard) <input type="checkbox"/> 4 = w/union ball valves	<input type="checkbox"/> F = SAE threaded test cocks (standard 1/2" 3/4", 1") <input type="checkbox"/> LL = locking lever handles (1-1/4", 1-1/2", 2")* <input type="checkbox"/> LT = Locking tee handles (3/4" -1") <input type="checkbox"/> PR = Press <input type="checkbox"/> P = Push (3/4" -1")

FLOW CURVES

● Meter Rated Flow



Curves developed from independent approval agencies actual tests – Consult factory for details.

● indicates rated flow as determined by approval agencies, 7.5 ft/sec is the typical maximum Plumbing system flow rate.

Apollo Valves, Manufactured by **Conbraco Industries, Inc.**
 701 Matthews Mint-Hill Road, Matthews, NC 28105 USA
www.apollovalves.com | (704) 841-6000

This specification is provided for reference only. Conbraco Industries Inc. reserves the right to change any portion of this specification without notice and without incurring obligation to make such changes to Conbraco products previously or subsequently sold. Please visit our website @ www.apollovalves.com for the most current information.

