

# 'Apollo' Valves

# SUBMITTAL SHEET

## LEAD FREE

## Model RPLF 4A

Reduced Pressure Principle **Backflow Preventer**



TriForce™ Check

<b>Job Name:</b>	
<b>Job Location:</b>	
<b>Engineer:</b>	
<b>Contractor:</b>	
<b>Tag:</b>	
<b>PO Number:</b>	
<b>Representative:</b>	
<b>Wholesale Distributor:</b>	



### SPECIFICATIONS

The 2 1/2" – 12" Reduced Pressure Principle Backflow Preventer shall be an Apollo® Model RPLF 4A Lead Free\*. The assembly shall be manufactured in America and carry a 5-year Apollo® factory warranty. The TriForce™ center-stem guided check valves shall feature reversible silicone rubber seat discs. The check valves shall be held in place by SS snap-in retainers (2 1/2" – 6") or SS studs & nuts (8" – 12"). Access to the check valves and relief valve internals shall be by an Apollo® quick-connect SS coupling (2 1/2" – 6") or grooved couplings (covers) and SS bolts (relief valves) (8" – 12"). The bodies shall be domestic SS in 2 1/2" – 8" sizes and FDA epoxy coated ductile iron in 10" & 12" sizes. The Lead Free\* Apollo® domestic ball valve test cocks shall have SS handles. The assembly shall prevent contamination of the potable water supply due to back-siphonage or backpressure from substances that are health or non-health hazards. The pressure drop across the assembly shall be documented by an independent laboratory.

### FEATURES

- Domestic Stainless steel body: 2 1/2" – 8"
- FDA epoxy coated ductile iron body: 10" & 12"
- Easy maintenance – no special tools required
- Snap-in check retainers: 2 1/2" – 6"
- Bolted-in checks: 8" – 12"
- Low pressure loss as documented by an independent laboratory
- Center-stem guided TriForce™ check valves

- Approved for horizontal flow
- US Patents: 6,443,184; 7,025,085; 7,533,699; 8,240,333
- **Made in the USA – ARRA Compliant**

### PERFORMANCE RATING

- Maximum Working Pressure 175 psi
- Temperature Range 33 ° F – 140 ° F
- Hydrostatic Test Pressure 350 psi

### APPROVALS

- Sizes 4" and 6": AWWA C511
- Sizes 2 1/2" – 12": ASSE 1013, CSA B64.4, FM, IAPMO, UL\*, cUL\*

\*UL and cUL installations must include indicating-type shut-off valves

- Approved by the Foundation for Cross-Connection Control and Hydraulic Research at the University of Southern California (2-1/2", 3", 4", 6")

### FACTORY CODE

4ALF	2 X	X	0 X
	Y-STRAINER	SIZE	SHUT-OFF VALVES
4ALF = Lead Free Standard	<input type="checkbox"/> 0 = Standard <input type="checkbox"/> 1 = w/Y-strainer (shipped loose)	<input type="checkbox"/> 9 = 2-1/2" <input type="checkbox"/> 0 = 3" <input type="checkbox"/> A = 4" <input type="checkbox"/> C = 6" <input type="checkbox"/> E = 8" <input type="checkbox"/> G = 10" <input type="checkbox"/> H = 12"	<input type="checkbox"/> 1 = Less Shut-off Valves <input type="checkbox"/> 2 = NRS Flg x NRS Flg <input type="checkbox"/> 3 = OS&Y Flg x OS&Y Flg <input type="checkbox"/> 4 = OS&Y Flg x Monitored (Mon.) Butterfly Vlv Grv <sup>†</sup> <input type="checkbox"/> 6 = OS&Y Flg x Post indicator Flg** <input type="checkbox"/> 7 = OS&Y Flg x OS&Y Grv <input type="checkbox"/> 8 = OS&Y Grv x OS&Y Grv <input type="checkbox"/> 9 = Mon. Butterfly Vlv Grv x Mon. Butterfly Vlv Grv <sup>†</sup> <input type="checkbox"/> 10 = OS&Y Flg x Post Indicator Grv** <input type="checkbox"/> 11 = NRS Grv x NRS Grv <input type="checkbox"/> 12 = NRS Flg x NRS Grv <input type="checkbox"/> 13 = Post Indicator Flg x Mon. Butterfly Vlv Grv <sup>†</sup> <input type="checkbox"/> 14 = Post Indicator Flg x Post Indicator Flg <input type="checkbox"/> 16 = Mon Butterfly Vlv Grv x Post Indicator Flg <sup>†</sup> <input type="checkbox"/> 17 = Post Indicator Flg x OS&Y Grv <input type="checkbox"/> 18 = OS&Y Grv x Post Indicator Grv <input type="checkbox"/> 19 = Mon. Butterfly Vlv Grv x Post Indicator Grv <input type="checkbox"/> 20 = Post Indicator Flg x OS&Y Flg
	<b>OPTIONAL</b> <b>AIR GAP DRAIN</b> <input type="checkbox"/> AGD4A6 (Fits 2 1/2" – 6") <input type="checkbox"/> AGD4A8 (Fits 8") <input type="checkbox"/> AGD4A12IN (Fits 10" & 12")  (Optional – See SS1176 for details)		
	** Post indicator with plate & nut option not available in 2-1/2" size. † Butterfly valves not available in 12" size.		

Apollo Valves, Manufactured by **Conbraco Industries, Inc.**  
 701 Matthews Mint-Hill Road, Matthews, NC 28105 USA  
[www.apollovalves.com](http://www.apollovalves.com) | (704) 841-6000

\* **LEAD FREE:** The wetted surfaces of this product shall contain no more than 0.25% lead by weighted average. Complies with CA AB1953, VT Act 193, MD HB372, LA HB471 and Federal Public Law 111-380. ANSI 3rd party approved and listed.

This specification is provided for reference only. Conbraco Industries Inc. reserves the right to change any portion of this specification without notice and without incurring obligation to make such changes to Conbraco products previously or subsequently sold. Please visit our website @ [www.apollovalves.com](http://www.apollovalves.com) for the most current information.



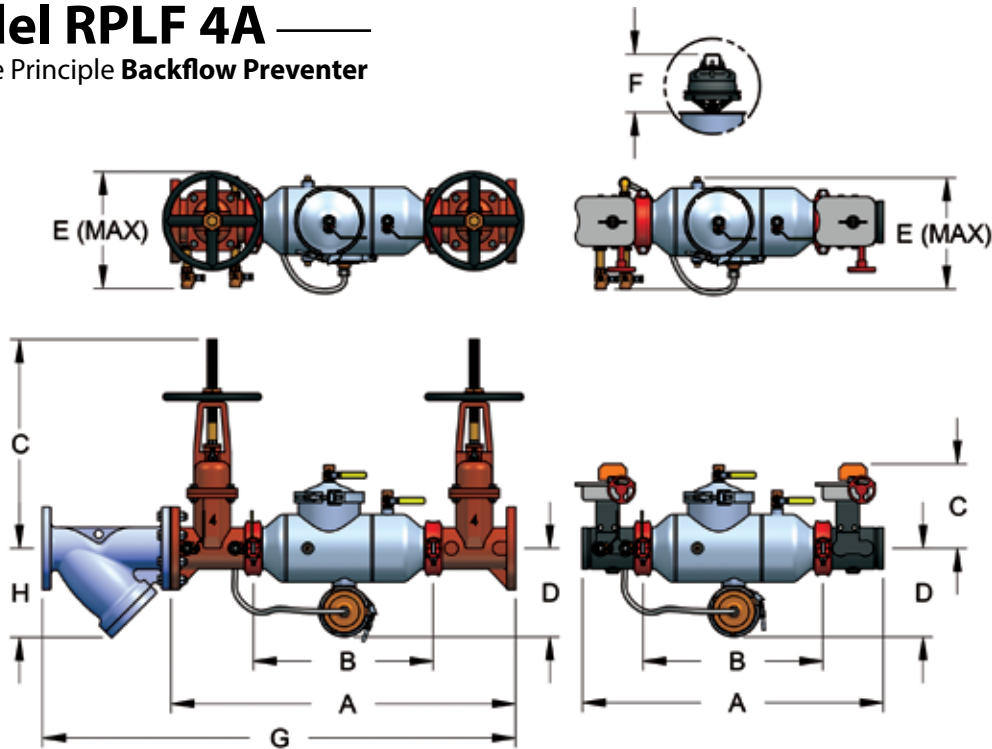
"Apollo" Valves

# SUBMITTAL SHEET

## LEAD FREE

### Model RPLF 4A

Reduced Pressure Principle **Backflow Preventer**



#### DIMENSIONS

Nominal dimensions are shown. Allowances must be made for manufacturers' tolerances ( $\pm 1/8"$  (3 mm) per joint)

DIMENSIONS	2-1/2"	60 mm.	3"	75 mm.	4"	100 mm.	6"	150 mm.	8"	200 mm.	10"	250 mm.	12"	300 mm.
A (Butterfly Valves)	28	711 ±	28-1/2 ±	724 ±	33-1/4 ±	845 ±	38-7/8 ±	987 ±	46-3/8 ±	1178 ±	52-1/4 ±	1327 ±	N/A	N/A
A (Gate Valves)	31 ±	787 ±	32 ±	813 ±	38 ±	965 ±	45-7/8 ±	1165 ±	53-3/8 ±	1356 ±	62-1/4 ±	1581 ±	62-1/2 ±	1586 ±
B (Less Shut-off Valves)	15-7/8 ±	403 ±	15-7/8 ±	403 ±	19-5/8 ±	498 ±	24-1/2 ±	622 ±	30 ±	762 ±	36 ±	914 ±	37 ±	940 ±
C (Butterfly Valves)	8	203	8-3/8	213	9-1/8	233	10-1/8	257	12	306	13-3/8	340	N/A	N/A
C (NRS/PI Gate Valves)	11-3/8	289	12-3/8	314	14-3/4	375	19	483	22-1/2	572	26-1/2	673	30	762
C (OS&Y Open)	16-3/8	416	18-7/8	479	22-3/4	578	30-1/8	765	37-3/4	959	45-3/4	1162	53-1/8	1349
D (Centerline to bottom)	9-5/8	238	9-5/8	238	10-3/8	264	11-5/8	295	15-5/8	397	21	533	21	533
E (Width Max)	11-1/2	292	12	305	12-1/2	318	14-3/8	365	17-5/8	449	21	533	22	559
F (Check Removal Clearance)	4-3/4	121	4-3/4	121	6-1/2	165	7-1/2	191	7-1/2	191	10	254	10	254
G	41-7/8	1064	43-5/8	1108	52	1321	64-1/2	1638	74-7/8	1902	88-3/8	2245	95-5/8	2429
H	8	203	8-3/4	222	9-1/2	241	12-5/8	321	16-3/8	416	19	483	22	559
Test Cocks (NPT)	1/2"	15	1/2"	15	1/2"	15	3/4"	20	3/4"	20	3/4"	20	3/4"	20
<b>WEIGHTS</b>	<b>lb.</b>	<b>kg</b>	<b>lb.</b>	<b>kg</b>	<b>lb.</b>	<b>kg</b>	<b>lb.</b>	<b>kg</b>	<b>lb.</b>	<b>kg</b>	<b>lb.</b>	<b>kg</b>	<b>lb.</b>	<b>kg</b>
Net Wt. (Less Shut-offs)	31	14	32	5	48	22	84	38	228	103	762	346	865	392
Net Wt. (w/ Butterfly Valves)	58	26	62	28	92	42	152	69	359	163	980	445	N/A	N/A
Net Wt. (w/NRS Gate Valves)	117	53	143	65	197	89	323	147	691	313	1608	729	2003	909
Net Wt. (w/ OS&Y Gate Valves)	127	58	153	69	203	92	333	151	705	320	1648	748	2057	933

**Notes:**

- Nominal dimensions are shown. Allowances must be made for manufacturers' tolerances (1/8" per joint).
- Internal body connections are grooved on 2 1/2" – 10" sizes.
- Internal body connections are flanged on 12" size.
- Strainer option only available for flanged-end shut-off options.

\* **LEAD FREE:** The wetted surfaces of this product shall contain no more than 0.25% lead by weighted average. Complies with CA AB1953, VT Act 193, MD HB372, LA HB471 and Federal Public Law 111-380. ANSI 3rd party approved and listed.

This specification is provided for reference only. Conbraco Industries Inc. reserves the right to change any portion of this specification without notice and without incurring obligation to make such changes to Conbraco products previously or subsequently sold. Please visit our website @ [www.apollovalves.com](http://www.apollovalves.com) for the most current information.

Apollo Valves, Manufactured by **Conbraco Industries, Inc.**  
701 Matthews Mint-Hill Road, Matthews, NC 28105 USA  
[www.apollovalves.com](http://www.apollovalves.com) | (704) 841-6000



# 'Apollo' Valves

## SUBMITTAL SHEET

### LEAD FREE

## Model RPLF 4A

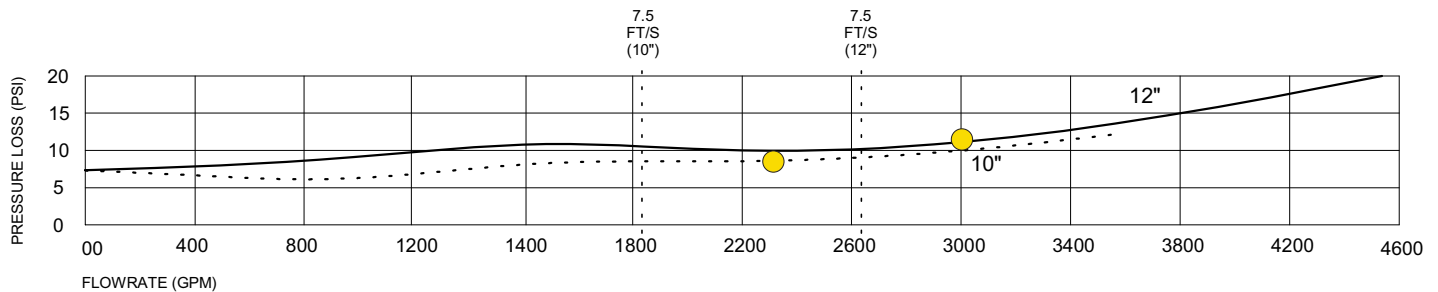
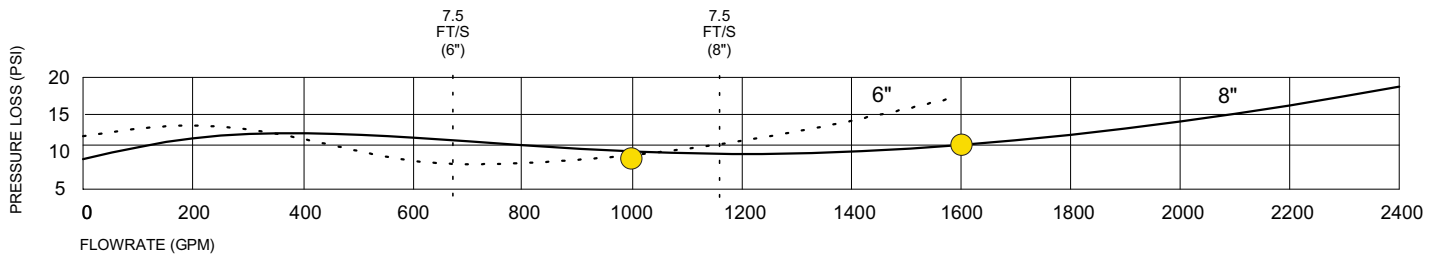
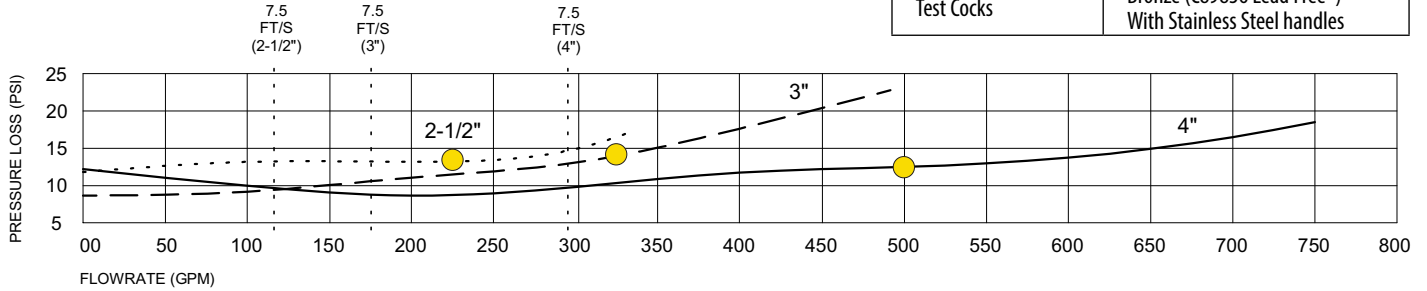
Reduced Pressure Principle **Backflow Preventer**

### STANDARD MATERIALS LIST

Part Name	Material
Body (2 1/2" – 8")	304 Stainless Steel
Body (10" & 12")	FDA Epoxy Coated Ductile Iron
Covers (2 1/2" – 6")	Glass-filled PPO/Stainless Steel
Cover (8")	304 Stainless Steel
Covers (10" & 12")	FDA Epoxy Coated Ductile Iron
Relief Valves (2 1/2" – 12")	Bronze (C89836 Lead Free*)
Check Valves (2 1/2" – 12")	Glass-filled PPO/Bronze (C89836 Lead Free*)/Stainless Steel
Springs	Stainless Steel
Seat Discs	Chloramine-resistant Silicone
Test Cocks	Bronze (C89836 Lead Free*) With Stainless Steel handles

### FLOW CURVES

● Meter Rated Flow



#### Notes:

1. Flow curves directly reflect data collected by an independent laboratory.
2. Flow curves shown were recorded with butterfly shut-off valves. Flow curves with gate valves are slightly lower. Contact factory for more information.
3. All data points are based on ASSE increasing flow data, from zero GPM to rated flow (opening curve).
4. For high flow rates/pressure loss information – contact factory.

Apollo Valves, Manufactured by **Conbraco Industries, Inc.**  
 701 Matthews Mint-Hill Road, Matthews, NC 28105 USA  
[www.apollovalves.com](http://www.apollovalves.com) | (704) 841-6000

This specification is provided for reference only. Conbraco Industries Inc. reserves the right to change any portion of this specification without notice and without incurring obligation to make such changes to Conbraco products previously or subsequently sold. Please visit our website @ [www.apollovalves.com](http://www.apollovalves.com) for the most current information.

