

'Apollo' Valves

SUBMITTAL SHEET

70-600 Series

3-Way Bronze Ball Valve



Job Name:	
Job Location:	
Engineer:	
Contractor:	
Tag:	
PO Number:	
Representative:	
Wholesale Distributor:	



DESCRIPTION

The Apollo® 70-600 Series standard port 3-Way Diversion valve is ideal for making tank selection and fluid transfers simpler. Manufactured with proven ASTM Materials in the US.

FEATURES

- Adjustable Packing Gland
- Blow-Out Proof Stem Design
- RPTFE Seats and Stuffing Box Ring
- Drilled and Tapped Mounting Pad

PERFORMANCE RATING

- Maximum Pressure: 400 psi CWP
- Maximum Temperature: 500°F

APPROVALS

- MSS SP-110; Ball Valves
- Federal Specifications: WW-V-35C,
- CRN: OC10908.5C

MODELS

- 70-600 Series: Standard
- 70-640 Series: 316 SS Ball & Stem

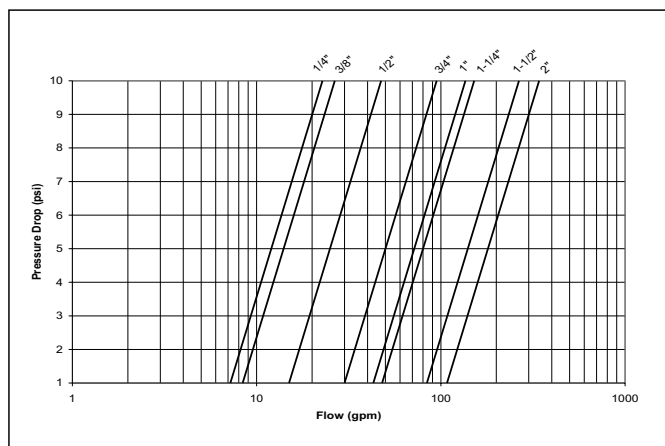
OPTIONS & SIZES

- (-03) 1¼" CS Stem Extension ¼" - 2"
- (-04) 2¼" CS Stem Extension ¼" - 2"
- (-10) SS Lever & Nut ¼" - 2"
- (-17) Rough Chrome Plated ¼" - 2"
- (-21) UHMWPE Trim (Non-PTFE) ¼" - 2"
- (-27) SS Latch-Lock Lever & Nut ¼" - 2"
- (-35) VTFE Trim ¼" - 2"
- (-56) MPTFE Seats and Packing ¼" - 2"
- (-57) Oxygen Cleaned ¼" - 2"
- (-T01) BSPT (Tapered) Thread ¼" - 2"

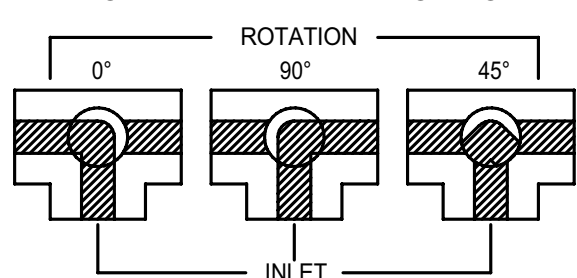
STANDARD MATERIALS LIST

Part Name	Material
Lever and Grip	Steel, Zinc Plated w/ Vinyl
Stem Packing / Bearing	RPTFE
Ball	B16 Brass, Chrome Plated
Seat (2)	RPTFE
Retainer	B16 or B283, C37700 (1/4" to 1"), B584-C84400 (1 1/4" to 2")
Gland Nut & Stem	B16 Brass
Lever Nut	Steel, Zinc Plated
Body Seal (1 1/2" to 2")	PTFE
Body	B584 Bronze -UNS C84400

FLOW CHARACTERISTICS



FLOW PATTERN VIEW FROM TOP



Apollo Valves, Manufactured by **Conbraco Industries, Inc.**
 701 Matthews Mint-Hill Road, Matthews, NC 28105 USA
www.apollovalves.com | (704) 841-6000

This specification is provided for reference only. Conbraco Industries Inc. reserves the right to change any portion of this specification without notice and without incurring obligation to make such changes to Conbraco products previously or subsequently sold. Please visit our website @ www.apollovalves.com for the most current information.



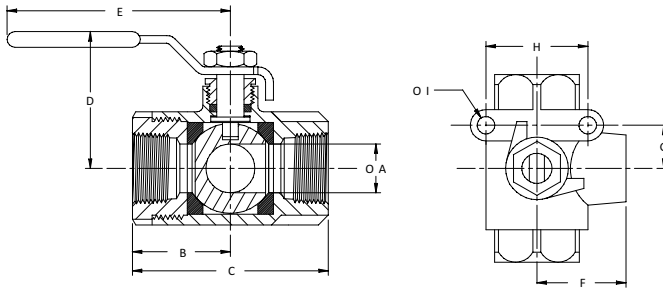
"Apollo" Valves

SUBMITTAL SHEET

70-600 Series

3-Way Bronze Ball Valve

DIMENSIONS



Model Number	Size (in.)	Dimensions (in.)									Wt. (lbs.)
		A	B	C	D	E	F	G	H	I	
70-601	1/4"	0.50	1.09	2.25	1.80	3.88	1.18	0.87	1.37	10-24	0.86
70-602	3/8"	0.50	1.12	2.27	1.80	3.88	1.18	0.87	1.37	10-24	0.84
70-603	1/2"	0.50	1.10	2.75	1.75	3.88	1.18	0.87	1.37	10-24	0.99
70-604	3/4"	0.68	1.50	3.00	2.12	4.87	1.62	0.87	1.37	10-24	1.91
70-605	1"	0.87	1.59	3.20	2.20	4.87	1.71	0.87	1.37	10-24	2.42
70-606	1 1/4"	1.00	1.99	3.98	2.69	5.50	2.09	0.94	1.50	1/4-20	4.27
70-607	1 1/2"	1.25	2.21	4.40	2.87	5.50	2.38	0.94	1.50	1/4-20	5.82
70-608	2"	1.50	2.34	4.69	3.07	5.50	2.50	0.94	1.50	1/4-20	8.55

Apollo Valves, Manufactured by **Conbraco Industries, Inc.**
 701 Matthews Mint-Hill Road, Matthews, NC 28105 USA
www.apollovalves.com | (704) 841-6000

This specification is provided for reference only. Conbraco Industries Inc. reserves the right to change any portion of this specification without notice and without incurring obligation to make such changes to Conbraco products previously or subsequently sold. Please visit our website @ www.apollovalves.com for the most current information.

